

DATE: August 17, 2021

TO: State Fair 4-H Dog Show and Skill-a-thon Exhibitors

FROM: 2021 4-H State Dog Show Superintendent Team

Lisa Karr, Companion Animal Specialist, lisa.karr@unl.edu

Grace Kim, Companion Animal Extension Assistant, grace.kim@unl.edu

Taylor Wickham, Extension Educator, taylor.wickham@unl.edu

Here is information for dog show exhibitors and dog skillathon exhibitors. **Please carefully read the enclosed information for your areas and refer to the additional information available from the web links.**

The 2021 Nebraska State Fair 4-H Dog Show is scheduled for Sunday, August 29th in the Heartland Event Center (showmanship, obedience, rally, and dog skillathon) and between white horse barns A and B (agility) at Fonner Park - Grand Island
(Driving Directions & Map: <https://www.statefair.org/plan-your-visit/parking-and-maps>).

GENERAL SHOW PROCEDURES:

The show procedures are described in “Nebraska 4-H Dog Show Guidelines 4-H 420. Exhibitors are expected to read and follow the information in the “State Fair 4-H Dog Exhibitor Letter” which is posted on the web with the 4-H dog information (<https://4h.unl.edu/dog-show>).

Dog Exercise/Potty Areas: It is the dog exhibitors’ responsibility to pick up after their dogs at all times. Dogs soiling in the show ring (during a class) will be lowered one ribbon placing. Dogs soiling anywhere on the show grounds with no pickup will be disqualified from all entered classes on that show day regardless of the person who is holding the dog leash. **Use a plastic bag to clean up after your dog in the exercise area and put the bag in the trash can.**

Take your dog outside frequently to the exercise area and keep your dog close to you at all times so that you know if they have had an accident. Be sure to take your dog to the exercise area often to minimize accidents and frequent checks will allow exhibitors and their dogs the opportunity to perform to their best ability. Clean up after your dogs on the whole fairgrounds. There will be a potty area location near Heartland and near white horse Barns A and B.

Dog Vaccination Papers: All dog vaccination records must be mailed immediately upon entry to the State 4-H Dog Show. Forms should be submitted to county offices. SF 263 Forms must be received and checked before youth can show at state fair. Questions about vaccination forms should be directed to Grace Kim (grace.kim@unl.edu). A copy of the SF 263 forms will be provided to the state veterinarians working at the Check-In Trailer for approval. This is the health paperwork (SF 263) that is required for 4-H Dogs.

Exhibitor Passes: ALL Dog Exhibitors will pick up your exhibitor packets (dog exhibitor single-day pass, 1-day parking permit for Brunks Lot, any additional purchased discounted single-day passes, wristbands or parking permits that you may have ordered, etc) from the Check In Trailer located in Brunks Lot. **NO PASSES WILL BE MAILED – EVERYTHING WILL NEED TO BE PICKED UP FROM THE CHECK IN TRAILER.** Please allow plenty of time to get in and out of the check in trailer if you need to stop there the morning of the dog show.



Check-In Trailer Hours: Trailer hours for Sunday, August 29th will be from 6:30 AM CST to 10:30 AM CST. Please make sure to get checked in between these hours as they will be the only times to pick up exhibitor packets on Sunday. This check-in time will be specific for Dog exhibitors only, the Nebraska State Fair Office determines the hours of operation for the Check-In Trailer. For the most current and up-to-date times for other events and days, please go to the Nebraska State Fair Web page for the Livestock Trailer operation times, a day or so before coming to state fair to be sure you have accurate information a map and hours can be found here: <https://www.statefair.org/plan-your-visit>

Exhibitors will want to allow plenty of time for drive time, traffic flow and parking. Other events may be going on at the same time and their exhibitors may be arriving to park or unload in other locations on the fairgrounds at the same arrival times.

Dog Show Schedule – The entry data will be processed, and the dog show schedule determined after entries close. As soon schedule information is available it will be posted to the web: scroll down to Upcoming Events – **Nebraska State Fair – 2021 Dog Show** at: <https://4h.unl.edu/dog-show>

Show Day Schedule (CST)

Check-In Trailer open in Brunk's Lot (6:30 am)

Heartland Event Center:

- 7:00 am: Dog crating area and exercise area available – Heartland Event Center – use north or south doors to enter, crating area is upstairs, check at registration table for exercise area
- 7:00 am: Dog Show registration opens at Heartland Event Center located on main level
- 8:00 am: Dog Skillathon Contest begins (must start by 10:00AM, must end by 2:00PM)
- 8:00 am: Dog Agility and Rally begin

Upon completion of Agility & Rally classes:

- **Estimated time 11:00am-** Transition to Obedience and Showmanship classes will begin after a short set up period.
- Tear down fencing at Heartland– ALL supplies & dogs must be removed from Heartland Event Center immediately following the classes held at that facility.

Between White Barns A & B:

- 6:30 am – Agility course building volunteers build courses
- 8:00 am - Agility walk through begin for first classes followed by competition runs

Dress Code: Exhibitors are required to wear the official State Fair 4-H t-shirt available at the registration table. Solid blue jeans are required. No hats, caps or other types of headgear are to be worn. Exhibitors shall not display any local, county or club identification. Closed toed shoes with a non-slip sole are required. No flip-flops or sandals are allowed. Exhibitors should always look neat, clean and well-groomed. Any distractions, such as loose hair, distracting jewelry, clothing other than that directed by the dress code or show superintendent, and caps or hats will result in deduction of points by the judge.

Nebraska 4-H Dog Show Rules SF 420 provides procedures and requirements for the 4-H State Fair Dog Show. It can be accessed here: <https://go.unl.edu/4hdogrules>



Dog Unloading & Parking Information

4-H Dog - Parking pass - this is a car tag included in your packet (that you will receive at the Check In Trailer) that will allow families to park in **Brunk's lot**. This pass will be included in your packet that you pick up from the livestock trailer.

There are two options for unloading:

1. Exhibitors may drive along Stolley Park Road and park their vehicles in the parking lot called Brunks Lot – located to the south of the Big Red Barn and walk their dogs and carry supplies to Heartland (put parking permit visible on vehicle dash). Enter through Gate # 2 from 6:30am – 8 am for walk through. **This option will be the best for many families.**

2. Exhibitors may use their Dog Unloading /Parking pass and come in Gate #7 to **temporarily** park their cars north of the Heartland Event Center for unloading purposes in the Keno parking lot. **All vehicles must be unloaded and vehicles moved to Brunks parking lot by 8:00 AM.** When leaving Keno parking lot go to the east and then south to return to Brunks lot to avoid heavier traffic on the west side of the fairgrounds. This is for families who may have heavy or large crates.

When unloading, be sure valuable items and vehicles are not left unattended.

While on the State Fairgrounds, dogs must be either on leash or in a kennel at all times. Dogs are not allowed in buildings, on the midway, or in the barns.





Note: If you have a break between your show times and wish to look around at the fair, **do not leave your dog unattended.** Exhibitors may take shifts with their family members, work with other families in their counties, or other exhibitors who are crating in the same area to take turns watching dogs (exchange emergency contact info). Agility will flow directly from one level to the next.

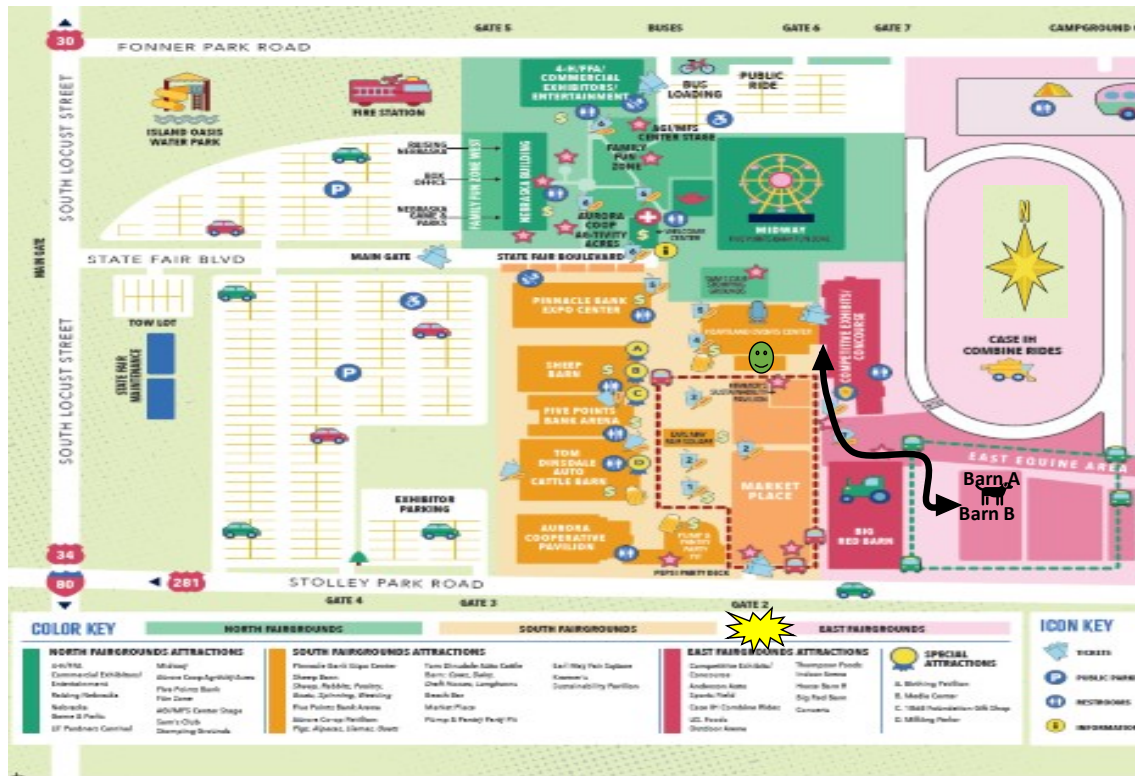
End of Show - At the end of the show, dogs must be removed from the show and crating area for the next events in Heartland.

State Dog Show Volunteers: We would like a few more volunteers for the show rings, please contact 4-H Dog Superintendents with the area you'd like to help with and your contact information to receive a gate pass kim@unl.edu. Thank you in advance!

MAP (more information can be found at: <https://www.statefair.org/plan-your-visit/parking-and-maps>)



-  Brunk's Lot
-  Rally, Obedience, Showmanship, Skillathon
-  Agility
-  Dog walkway



OBEDIENCE, SHOWMANSHIP, AGILITY, AND RALLY:

Enter the Heartland Event Center through the north or south doors. Check the registration table for the location of the exercise area.

When you check in at the registration table, you will receive your exhibitor's number, show information and Nebraska State Fair 4-H t-shirt. Exhibitors will be given only one t-shirt for the duration of the fair. If you are entered in multiple events you will need to bring your shirt for those other events. No paper programs will be available, but QR codes of the 4-H State Dog show program and patterns/courses will be available for use. Programs will also be available on the Nebraska State Fair App. Programs can also be found on the state dog show webpage: <https://4h.unl.edu/dog-show>

Nebraska State Fair App

Experience 4-H at the Nebraska State Fair from wherever you are! Download the 4-H at the Nebraska State Fair App for easy access to the schedule of 4-H events, 4-H live animal show programs and contest schedules, results, and so much more! See how to download the app: <https://4h.unl.edu/state-fair>

*****NOTE:** Be sure to read the unloading and parking information.

Obedience Long Sits & Downs: Obedience Exhibitors will have Long Sits & Downs right after Rally. Please note that for Obedience: the LONG Sits & Downs - estimated time to start is 11:00 am (subject to change) for all, followed by each exhibitor's individual work out (for example: long sit, long down, heel pattern, figure 8, stand for exam, recall, etc...) We plan to have 5 rings for obedience, showmanship, and rally.



Additional information –

- Line up at the appropriate show ring and check in with the ring steward/clerk at least 15 minutes before your scheduled time.
- Good sportsmanship is expected of exhibitors, their families and friends at all times. Being pleasant and respectful of others is as important in the grooming area and at the ring side as it is in the ring.

Crating – Heartland Event Center – up the stairs in the north and south open spaces will be the largest crating spaces available. Exhibitors may also keep their dogs with them in the seating spaces some distance from the show ring competitions.

4-H DOG SKILLATHON:

Dog Skillathon will be located in the Heartland Event Center in the upstairs concourse behind the curtained area. Participants will be responsible for selecting their own start time to begin the Skillathon exam; individual testing times will not be assigned. There will be a timeslot sign up at the check-in-table the day of the contest. The skillathon will be offered from 8:00 am and run through 2:00pm (all participants must be started by 10:00 am). Please allow at least 30 minutes to complete the exam. If overlapping schedules is a concern, participants should complete the exam prior to showmanship beginning. Exhibitors must be done by 2:00 pm.

The contest will consist of a series of stations that are designed to test your knowledge of dogs. The focused breed for 2021 is the **Working Group.**

Resources:

- 4-H Dog Manuals (Manuals 1 & 2 for Juniors; Manuals 1, 2, & 3 for Seniors)
- American Kennel Club Breed Book
- akc.org
- companionanimal.unl.edu

AGILITY:

Agility: Will be in the morning at 8:00am between the white horse barns A and B (east of the Big Red Barn). Exhibitors will have course walk through (handlers only) and judges briefing. We plan to have 2 rings for agility. The levels will be split up and noted on the class schedule after entries are submitted.

General Agility Information – East of the Big Red Barn, two rings (east and west) will be used. There is a soil surface for all rings. Agility Check In and dog heights will be checked during the Heartland registration/check-in at 7:00 am. Once checked-in, agility exhibitors should make their way to the agility rings.

Agility Jump Heights:

- Dogs 11 inches or less – jump 4 inches
- Dogs over 11 inches up to and including 14 inches – jump 8 inches
- Dogs over 14 inches up to and including 18 inches – jump 12 inches
- Dogs over 18 inches – jump 16 inches



Agility Notes:

- **Use of leash** in levels 1 & 2 - It is important to maintain a loose leash and to keep tug and release motions to a minimum but not to drag your dog from one obstacle to the next. Use of leash in levels 3, 4, & 5 – It is expected that dogs will be off leash for these levels.
- **Voice commands and encouragement** - In Agility it is ok to use your voice to encourage dog with praise or to go to the next obstacle – no penalties for encouragement. Exhibitors should feel free to use the commands that you may have been using in Agility practice such as: jump or over, here, tunnel, wait, out, stay, sit, down, walk it, etc.
- **Faults** – Exhibitors could lose points for refusal, wrong course, rough handling, tight leashes, or a forced push on the rear end of dog into a sit or down.
- **Safety** - Be sure to keep safety as your first concern when taking your dog through the obstacles. Having a dog enter straight on the dog walk (making contact with the contact area) will help ensure that the dog is straight and shouldn't fall off of the walk boards. Be sure to use the practice jump and warm up your dog to prepare them for their run. You can also help stretch your dog's legs to help prepare them for their run. At the end of your run be sure to praise your dog for a job well done!
- **Course layout** - The number and variety of obstacles that will be used for each level are the same as those listed in the 4-H Dog Show Manual, 4-H 420, but the order will likely be different except Level 1 which is a set pattern (clockwise or counter clockwise). The judges will set the course layout for the State Fair show and will be posted at the time of registration.
- **Help Out When You Can** – It will be appreciated that everyone chip in and help with ring set ups, bar changes, or any other times that equipment needs changed or moved. Your help is greatly appreciated and will help ensure we are able to do a great job and have the show run smoothly and on time. Help is also appreciated to load equipment following the show.

Agility Briefing – The judge will go over a few notes prior to the start of competition. The judge will share information such as:

- Be sure to give a nature break for your dog
- Clean up any accidents – in or outside of show ring
- Dog must touch the contact area of an obstacle or a fault and deduction of points will be assessed
- Pause box or table – judge will designate sit or down – rough handling is a fault and will result in a deduction of points. Do not push your dog into position.
- Pause box or table – judge countdown – 5 and – 4 and – 3 and – 2 and – 1 and – go. Handler wait 1 more second before going to the next obstacle - (it is recommended that the exhibitor then waits an extra second so the dog does not learn to 'go' when the judge says 'go')
- If the dog breaks and moves too soon then the count starts over.
- Type of collar - flat buckle collar – no chain or training collars
- Baiting is not permitted in any show ring
- Watch for tight leashes and excessive tight leashes with a deduction of points.
- Encourage your dog and give them verbal praise and instructions. Have fun!



Travel Tips & Things to Bring

Check the web sites listed above for information such as:

- Nebraska 4-H Dog Show Exhibitor Letter –
- Copy of your vaccination records or SF 263 (to use if needed while traveling)
- Maps
- Dog Skillathon Information
- Nebraska 4-H Dog Show Schedule
- Small disposable bags to pick up after your dog
- Have your name and phone numbers on your dog's tag or written in permanent marker on a travel collar
- Water for your dog brought from home and a supply of regular dog food (to help prevent upset stomach or refusal of new water source). **Dogs may want to eat a small sized breakfast and then wait to eat again after they are finished with the show to prevent bloat and minimize accidents.**
- Dog supplies – crate or mats/rugs, grooming supplies, bowls, chain training collar, flat/buckle collar, showmanship lead, leashes, etc...
- Small Fans – for crating area – generally NOT NEED – pack lighter than past years
- Lawn Chairs - for crating area – generally NOT NEED – pack lighter than past years

Questions - If you have any questions, feel free to contact us at: Tayler Wickham, office - 402-426-9455 or Grace Kim at grace.kim@unl.edu. We will be involved with 4-H set up in Grand Island and 4-H exhibit judging starting on August 23– so please try to address any questions as soon as possible before - August 23

