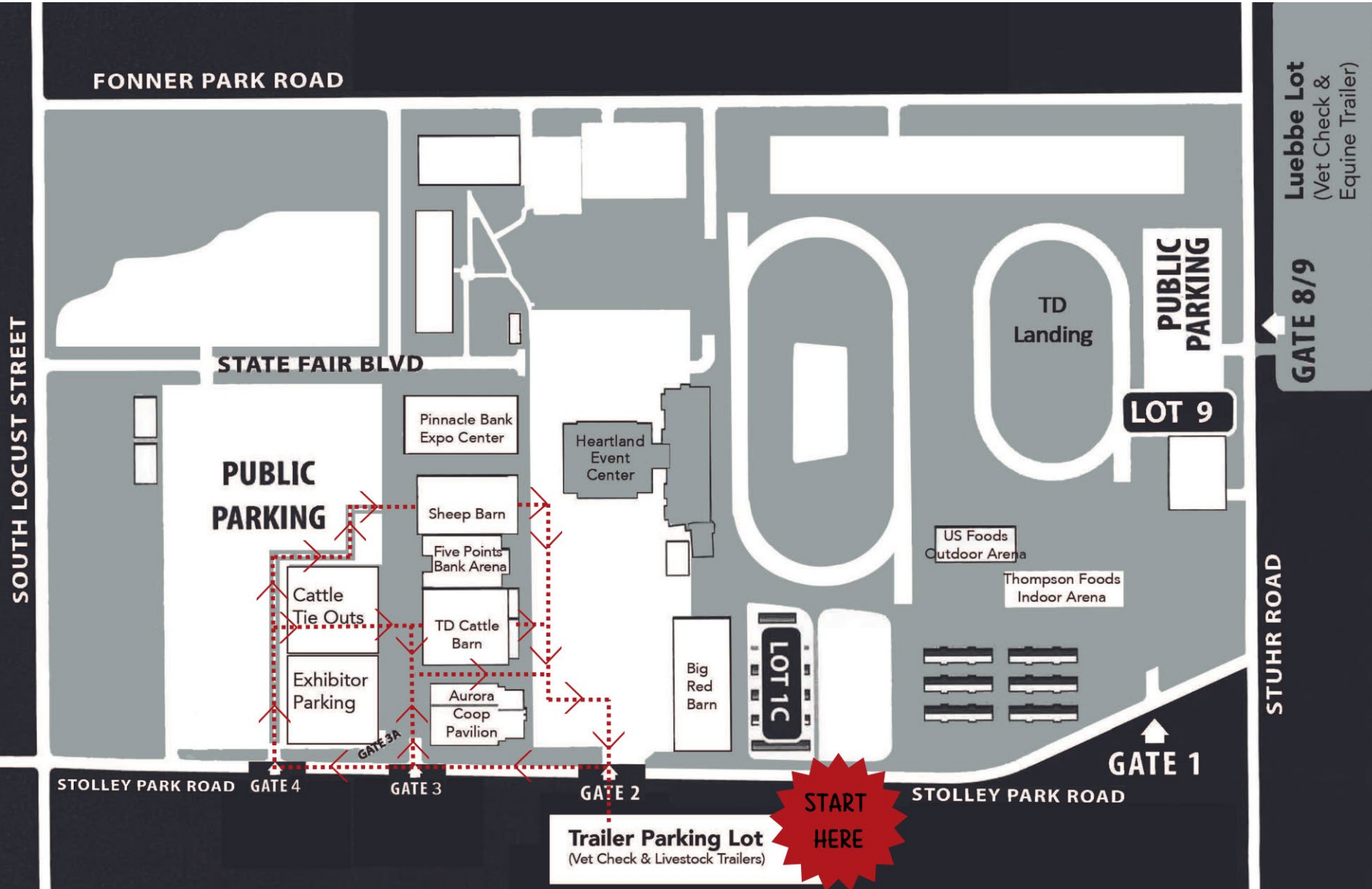


LIVESTOCK UNLOADING AND LOADING PROCESS 2024

Brandy Schulze



MAP



LIVESTOCK VET CHECK AND PACKETS

- All livestock (cattle, goats, swine and sheep) must have their livestock inspected by a State Vet in checked in the livestock trailer lot
- Please review the arrival hours on the livestock arrival and departure schedule
- 4-H Exhibitors will pick up their exhibitor packet in the livestock trailer. Packets will include all purchases items such as gate tickets, wristbands, parking permits and chute/stand permits. Packets will also include weigh cards, back tags, and stall cards.



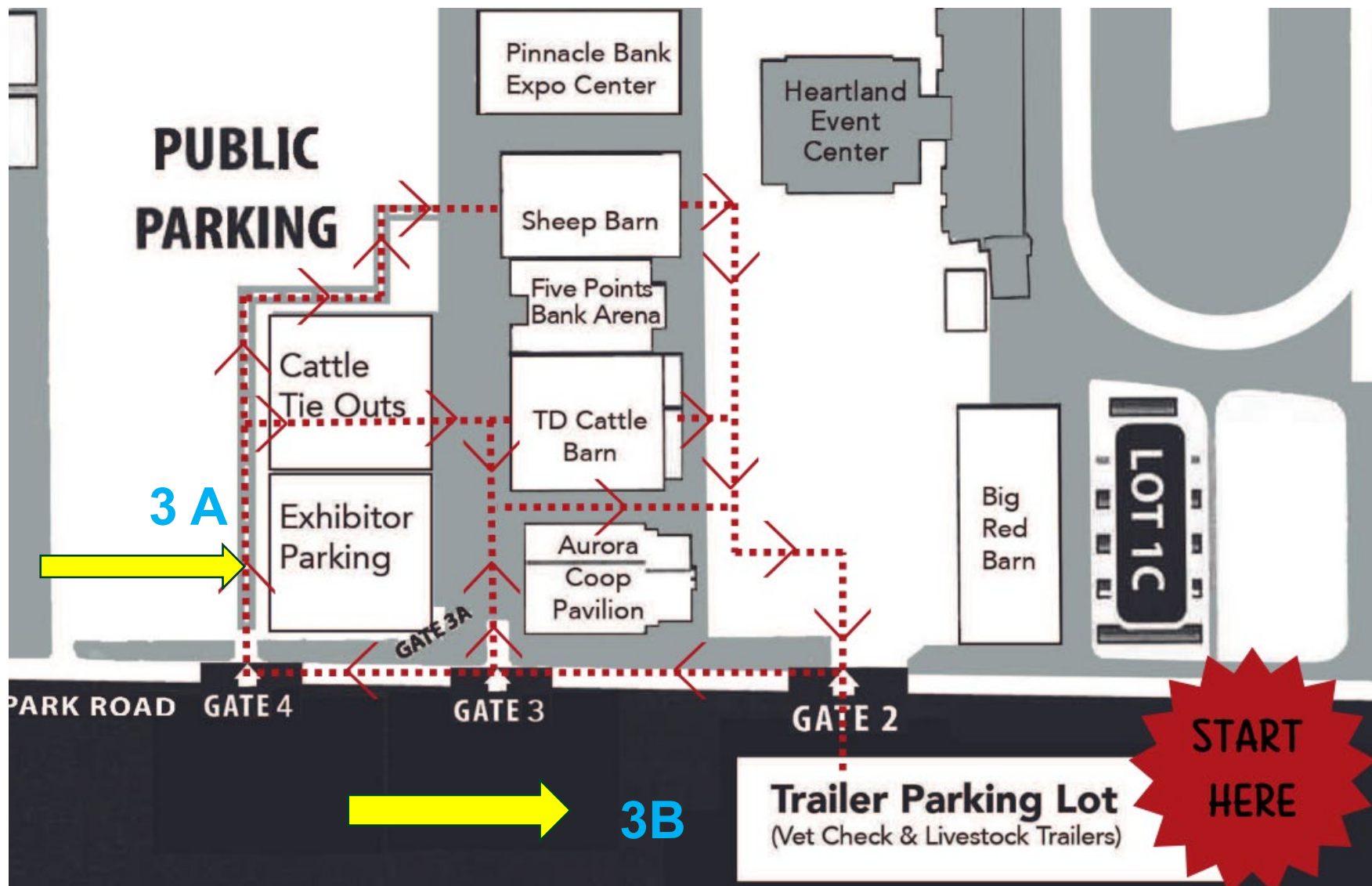
ROUTINE INSPECTION PROCEDURES

- Representatives of the show will meet the incoming vehicle at the designated area in the staging area (Livestock Trailer Lot). This could be the official Nebraska State Fair Veterinarian or other veterinarians on staff during the show.
- A visual inspection of the animal is to be made.
- If all animals with that vehicle meet all entry requirements, then vehicle will be allowed to proceed onto Fonner Park.
- If all animals with that vehicle do not meet the requirements, the vehicle should move where directed to allow continual traffic flow. If an animal must be unloaded, they will be placed in the quarantine area away from other animals.
- The Nebraska State Fair Veterinarian will have the final call on questions about health of an animal, and whether they are allowed to enter Fonner Park.

LIVESTOCK PARKING PROCEDURES

- After unloading tack and livestock, exhibitors can park their **trailers** in the Livestock Trailer Lot (formerly Brunk's Lot) at no charge. A permit is not required for trailers.
- Trailers should not be parked in general parking (lots west of the livestock barns).
- Designated volunteers will be available to help navigate exhibitors to gates/location of the barn, etc.
- Exhibitors may purchase an "Exhibitor Parking Permit" which can be used in 3A (west of swine barn) or 3B (Livestock Trailer Lot).

LIVESTOCK EXHIBITOR PARKING (3A/3B)



RABBIT & POULTRY

Enter

Enter Livestock Trailer lot from Stolley Park Road.

Enter

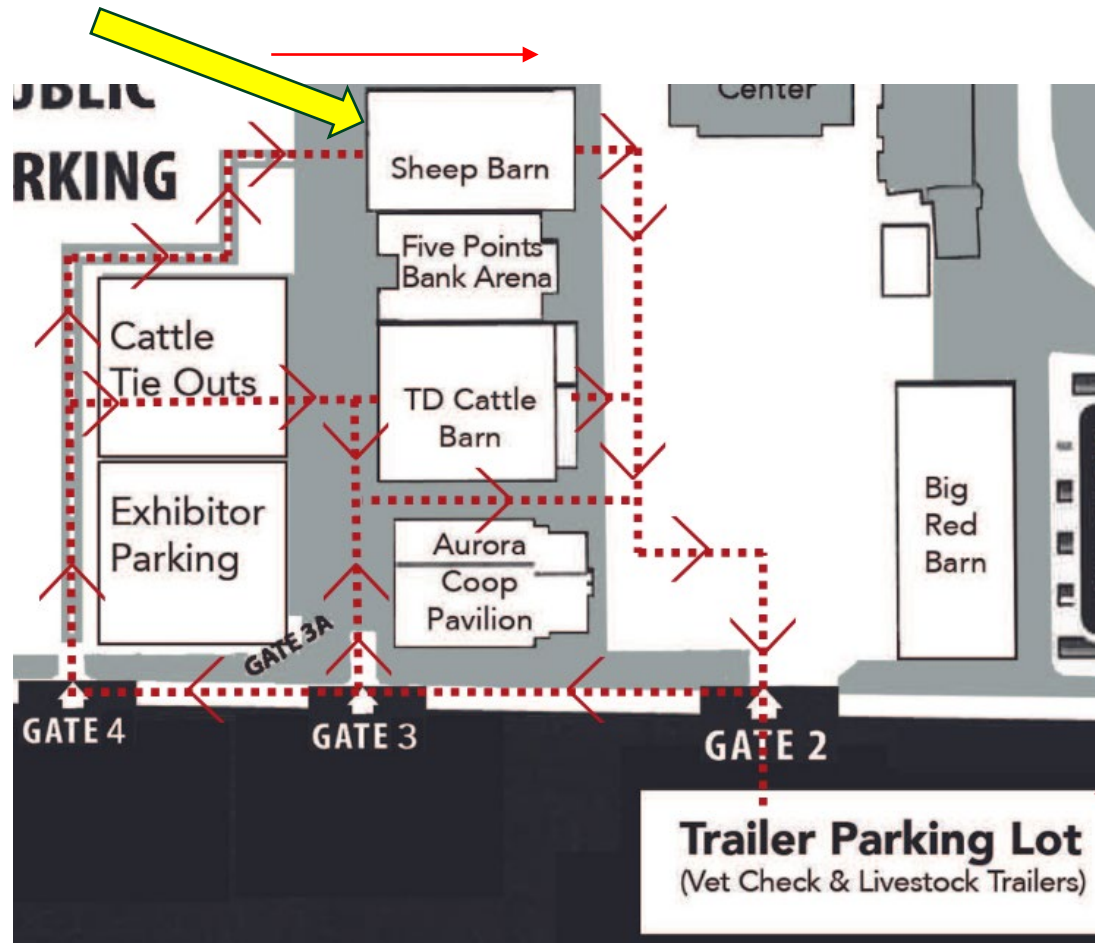
Enter Gate #4 proceed past the tie outs to the new gate west of the sheep barn.

Drive through

Drive through appropriate barn to unload.

Exit

Exit to east and south through Gate #2.



CATTLE

Enter

Enter Livestock Trailer lot from Stolley Park Road.

Enter

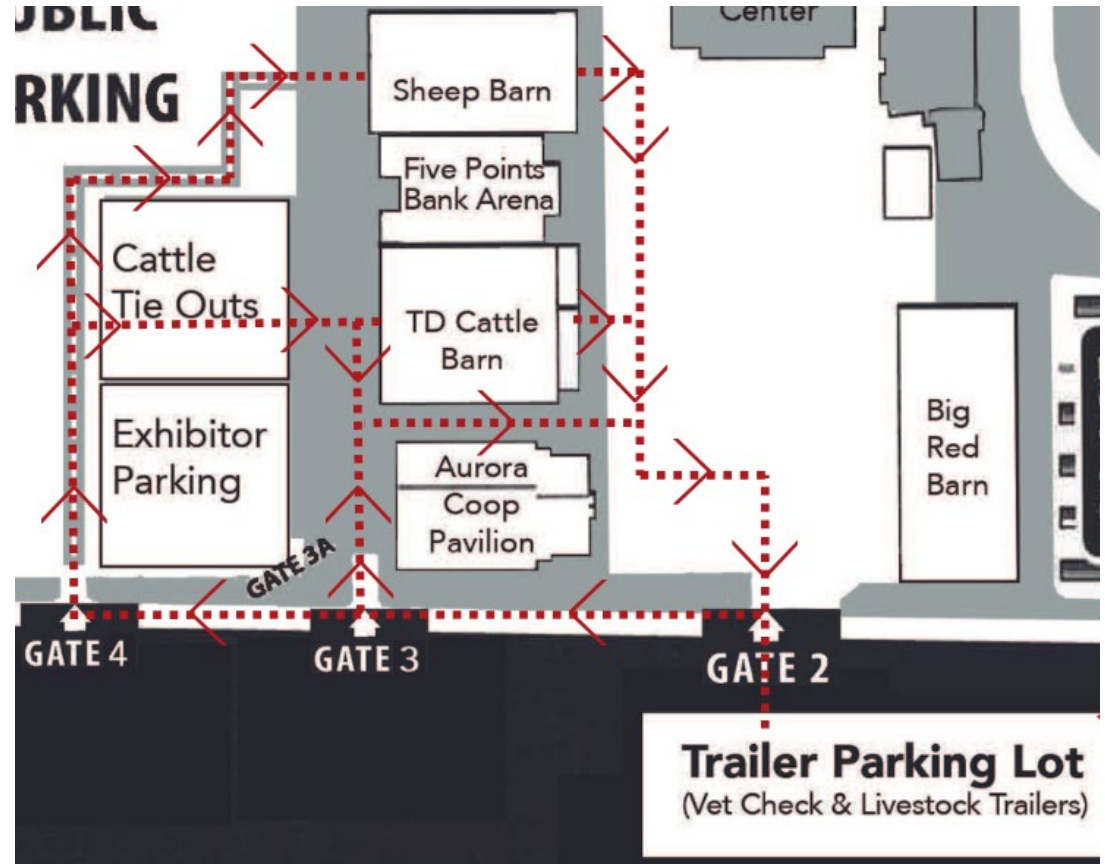
Enter Gate #4 proceed through cattle tie outs.

Drive through

Drive through appropriate barn to unload.

Exit

Exit to east and south through Gate #2.



SHEEP AND GOATS

Enter

Enter Livestock Trailer lot from Stolley Park Road.

Enter

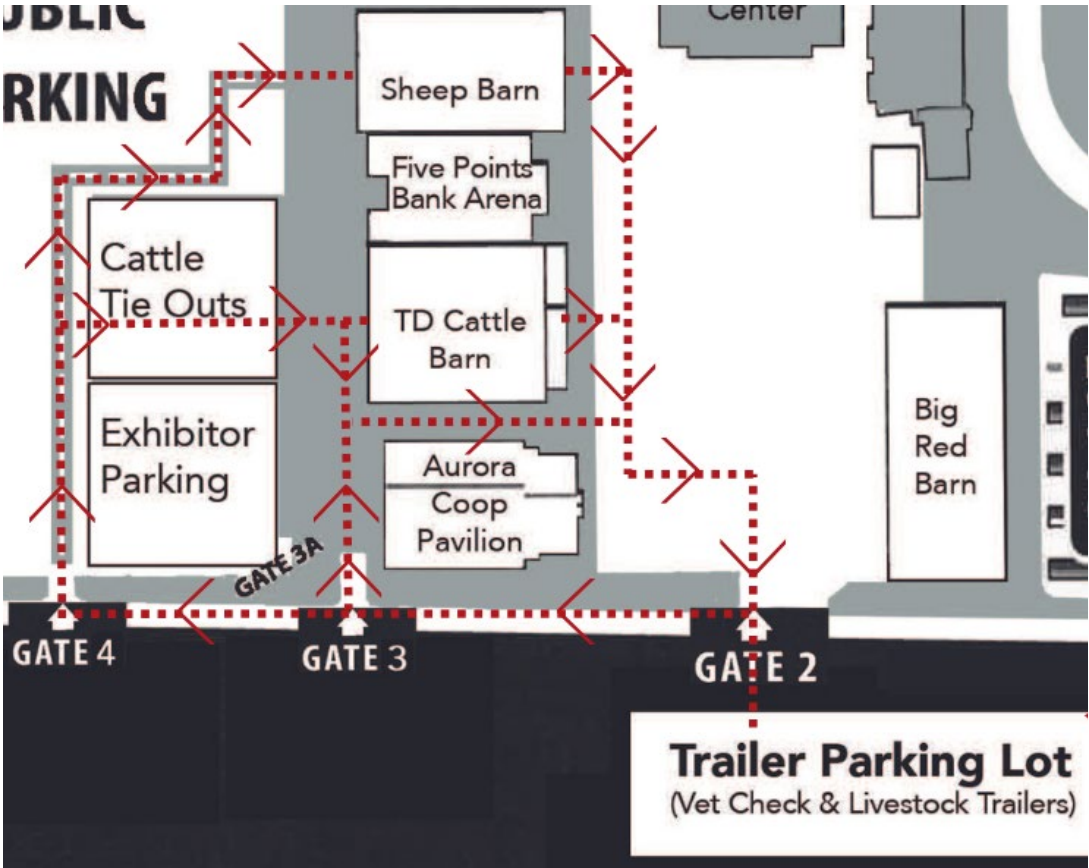
Enter Gate #4 proceed past the tie outs to the new gate west of the sheep barn.

Drive through

Drive through appropriate barn to unload.

Exit

Exit to east and south through Gate #2.



SWINE

Enter

Enter Livestock Trailer lot from Stolley Park Road.

Enter

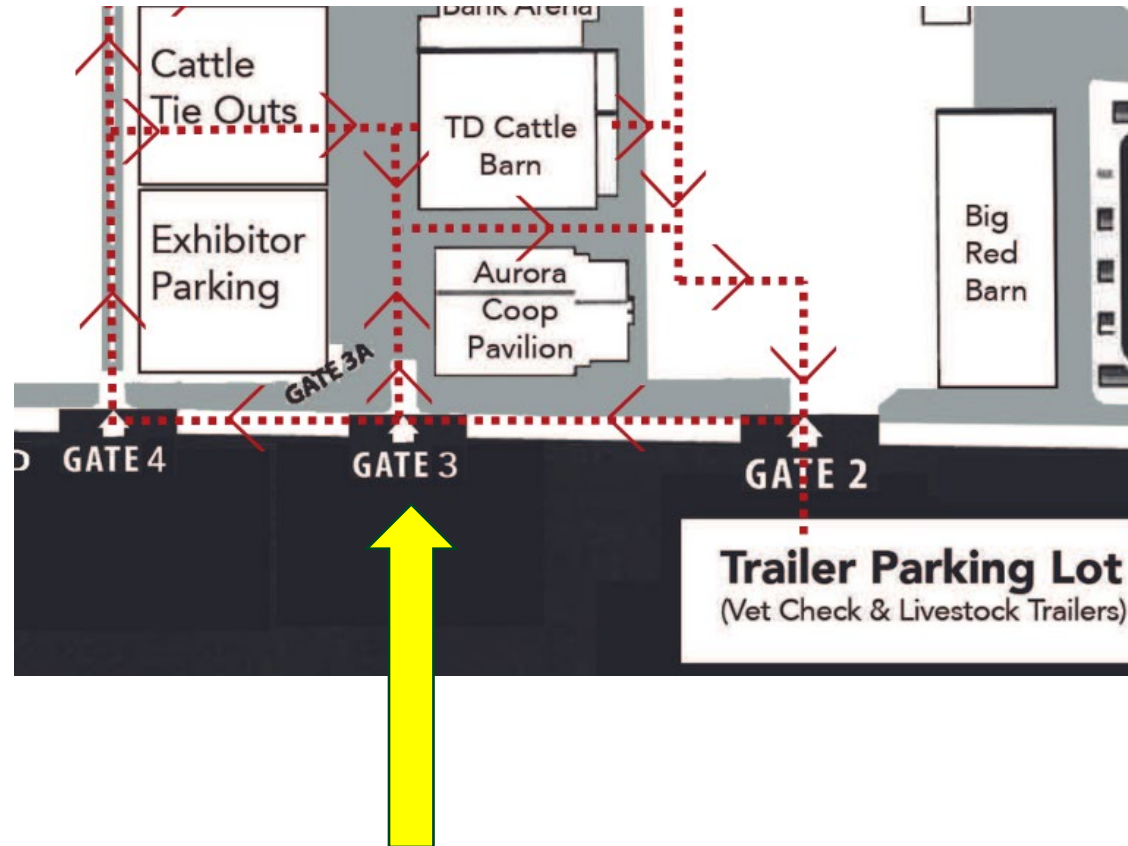
Enter Gate #3 proceed to swine barn.

Drive through

Unload on west and north side of the barn.

Exit

Exit to east and south through Gate #2.



4-H LIVESTOCK RELEASE

Saturday, August 24 (6:00 PM-9:00 PM)

- Breeding Beef, Breeding Swine and Poultry can begin release.
- Beef exhibitors will be able to drive through the barn when the breeding beef show is concluded.

Sunday, August 25 (11:00 AM-8:00 PM)

- All 4-H animals may depart the fairgrounds.
- Exhibitors will not be able to drive through the barns until the conclusion of the show(s).

All animals must be out by 8 PM on Sunday, August 25.

